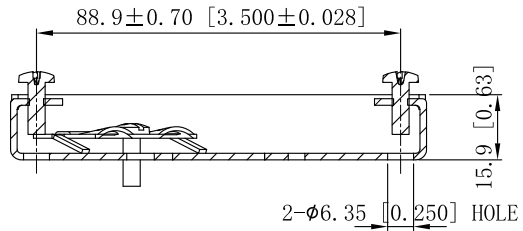
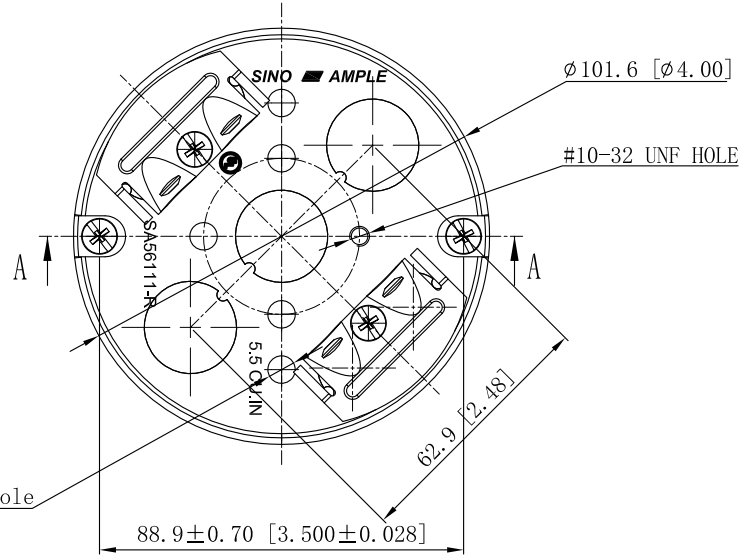
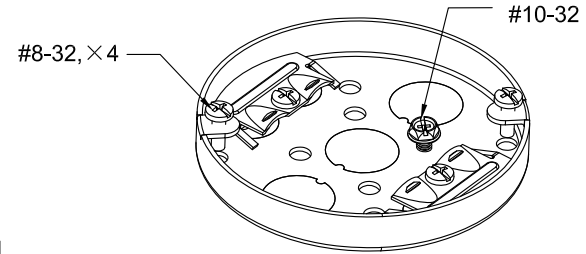


SIDES	BOTTOM
	3 1/2" KNOCKOUTS
	4 KNOCKOUTS
4 PCS 8-32×1/2 Screws Installed	
1 PCS 10-32×3/8 Screws Installed	
Material:Steel-0.0625"-G60 Galvanized	



CUTAWAY VIEW A-A



5-∅6.75 [∅0.266] hole

This data sheet is for reference only .SINO AMPLE reserves the right to make changes to the design without prior notice.

DESCRIPTION
TRADE REFERENCE TERMS

STANDARD PACKING
50 PCS

ZHUJI SINO AMPLE METAL PRODUCTS CO., LTD.		
TITLE "4"ROUND CEILING PLATES&FAN BOX		
SIZE A4	DWG NO. SA56111-R	REV A
DATA SHEET		